

*V-Dana*  
*Community Development District*

**FISCAL YEAR 2027  
PROPOSED BUDGET**


**MAY 19, 2026**

**CLEAR PARTNERSHIPS**



**Table of Contents**

	<u>Page #</u>
<b><u>OPERATING BUDGET</u></b>	
General Fund	
Summary of Revenues, Expenditures and Changes in Fund Balances .....	1
Exhibit A - Allocation of Fund Balances .....	2
Budget Narrative .....	3 - 5
<b><u>DEBT SERVICE BUDGETS</u></b>	
Series 2020	
Summary of Revenues, Expenditures and Changes in Fund Balances .....	6
Amortization Schedule .....	7
Series 2021	
Summary of Revenues, Expenditures and Changes in Fund Balances .....	8
Amortization Schedule .....	9
Series 2023	
Summary of Revenues, Expenditures and Changes in Fund Balances .....	10
Amortization Schedule .....	11
Series 2025	
Summary of Revenues, Expenditures and Changes in Fund Balances .....	12
Amortization Schedule .....	13
Budget Narrative .....	14
<b><u>SUPPORTING BUDGET SCHEDULE</u></b>	
Non-Ad Valorem Assessment Summary .....	15




**V-Dana**

Community Development District

**Budget Overview**

FY 2027





**V-Dana**

Community Development District

**Operating Budget**

FY 2027



Summary of Revenues Expenditures and Changes in Fund Balance  
Fiscal Year 2027 Budget  
General Fund

ACCOUNT DESCRIPTION	ADOPTED	ACTUAL	PROJECTED	TOTAL	% +/(-) Budget	ANNUAL
	BUDGET FY 2026	THRU 3/31/2026	April- 9/30/2026	PROJECTED FY 2026		BUDGET FY 2027
<b>REVENUES</b>						
Interest - Investments	\$0.00	\$6,160.00	\$0.00	\$6,160.00	0%	\$0.00
Special Assmnts- Tax Collector	\$424,128.00	\$288,351.00	\$135,777.00	\$424,128.00	0%	\$437,847.13
Special Assmnts- Discounts	-\$256,128.00	\$0.00	\$0.00	\$0.00	-100%	-\$269,847.13
Special Assmnts- CDD Collected	\$0.00	\$2,575.00	\$0.00	\$2,575.00	0%	\$0.00
	\$0.00	\$0.00	\$0.00	\$0.00	0%	\$0.00
	\$0.00	\$0.00	\$0.00	\$0.00	0%	\$0.00
<b>TOTAL REVENUES</b>	<b>\$168,000.00</b>	<b>\$297,086.00</b>	<b>\$135,777.00</b>	<b>\$432,863.00</b>	<b>158%</b>	<b>\$168,000.00</b>

**EXPENDITURES**

*Financial and Administrative*

District Manager	\$45,000.00	\$22,500.00	\$22,500.00	\$45,000.00	0%	\$45,000.00
Website Administration	\$1,500.00	\$0.00	\$1,500.00	\$1,500.00	0%	\$1,500.00
District Engineer	\$12,500.00	\$23,836.00	\$0.00	\$23,836.00	91%	\$12,500.00
District Counsel	\$12,650.00	\$4,214.00	\$8,436.00	\$12,650.00	0%	\$12,650.00
ProfServ-Trustee Fees	\$13,500.00	\$10,010.00	\$3,490.00	\$13,500.00	0%	\$13,500.00
Auditing Services	\$7,500.00	\$0.00	\$7,500.00	\$7,500.00	0%	\$7,500.00
Postage, Phone, Faxes, Copies	\$200.00	\$21.00	\$179.00	\$200.00	0%	\$200.00
Legal Advertising	\$2,000.00	\$299.00	\$1,701.00	\$2,000.00	0%	\$2,000.00
Bank Fees	\$360.00	\$10.00	\$350.00	\$360.00	0%	\$360.00
Dues, Licenses, Subscriptions	\$775.00	\$175.00	\$600.00	\$775.00	0%	\$775.00
Website Compliance	\$1,500.00	\$0.00	\$1,500.00	\$1,500.00	0%	\$1,500.00
Disclosure Report	\$8,400.00	\$7,700.00	\$700.00	\$8,400.00	0%	\$8,400.00
Misc - Non AD Valorem Taxes	\$0.00	\$1,810.00	\$0.00	\$1,810.00	0%	\$0.00
	\$0.00	\$0.00	\$0.00	\$0.00	0%	\$0.00
<b>Total Financial and Administrative</b>	<b>\$105,885.00</b>	<b>\$70,575.00</b>	<b>\$48,456.00</b>	<b>\$119,031.00</b>	<b>12%</b>	<b>\$105,885.00</b>

*Insurance*

Public Officials Insurance	\$2,879.00	\$2,870.00	\$9.00	\$2,879.00	0%	\$3,200.00
Insurance -Property & Casualty	\$44,080.00	\$3,508.00	\$3,566.14	\$7,074.14	-84%	\$4,000.00
	\$0.00	\$0.00	\$0.00	\$0.00	0%	\$0.00
	\$0.00	\$0.00	\$0.00	\$0.00	0%	\$0.00
	\$0.00	\$0.00	\$0.00	\$0.00	0%	\$0.00
<b>Total Insurance</b>	<b>\$46,959.00</b>	<b>\$6,378.00</b>	<b>\$3,575.14</b>	<b>\$9,953.14</b>	<b>-79%</b>	<b>\$7,200.00</b>

*Landscape and Pond Maintenance*

Reserve - Undesignated	\$15,156.00	\$0.00	\$15,156.00	\$15,156.00	0%	\$15,156.00
	\$0.00	\$0.00	\$0.00	\$0.00	0%	\$0.00
	\$0.00	\$0.00	\$0.00	\$0.00	0%	\$0.00
	\$0.00	\$0.00	\$0.00	\$0.00	0%	\$0.00
	\$0.00	\$0.00	\$0.00	\$0.00	0%	\$0.00
	\$0.00	\$0.00	\$0.00	\$0.00	0%	\$0.00

ACCOUNT DESCRIPTION	ADOPTED	ACTUAL	PROJECTED	TOTAL	% +/-) Budget	ANNUAL
	BUDGET FY 2026	THRU 3/31/2026	April- 9/30/2026	PROJECTED FY 2026		BUDGET FY 2027
<i>Total Landscape and Pond Maintenance</i>	<b>\$15,156.00</b>	<b>\$0.00</b>	<b>\$15,156.00</b>	<b>\$15,156.00</b>	<b>0%</b>	<b>\$15,156.00</b>
<i>Contingency</i>						
Miscellaneous Contingency	\$0.00	\$0.00	\$0.00	\$0.00	0%	\$39,759.00
	\$0.00	\$0.00	\$0.00	\$0.00	0%	\$0.00
	\$0.00	\$0.00	\$0.00	\$0.00	0%	\$0.00
	\$0.00	\$0.00	\$0.00	\$0.00	0%	\$0.00
	\$0.00	\$0.00	\$0.00	\$0.00	0%	\$0.00
<i>Total Contingency</i>	<b>\$0.00</b>	<b>\$0.00</b>	<b>\$0.00</b>	<b>\$0.00</b>	<b>0%</b>	<b>\$39,759.00</b>
<b>TOTAL EXPENDITURES</b>	<b>\$168,000.00</b>	<b>\$76,953.00</b>	<b>\$67,187.14</b>	<b>\$144,140.14</b>	<b>-14%</b>	<b>\$168,000.00</b>
Excess (deficiency) of revenues						
Over (under) expenditures	\$0.00	\$220,133.00	\$68,589.86	\$288,722.86	0%	\$0.00
<b>OTHER FINANCING SOURCES (USES)</b>						
Contribution to (Use of) Fund Balance	\$0.00	\$0.00	\$0.00	\$0.00	0%	\$0.00
<b>TOTAL OTHER SOURCES (USES)</b>	<b>\$0.00</b>	<b>\$0.00</b>	<b>\$0.00</b>	<b>\$0.00</b>		<b>\$0.00</b>
Net change in fund balance	\$0.00	\$220,133.00	\$68,589.86	\$288,722.86	0%	\$0.00
<b>FUND BALANCE, BEGINNING</b>	<b>\$79,080.00</b>	<b>\$79,080.00</b>	<b>\$0.00</b>	<b>\$79,080.00</b>	<b>0%</b>	<b>\$367,802.86</b>
<b>FUND BALANCE, ENDING</b>	<b>\$79,080.00</b>	<b>\$299,213.00</b>	<b>\$68,589.86</b>	<b>\$367,802.86</b>	<b>365%</b>	<b>\$367,802.86</b>

**V-Dana**  
Community Development District

**Exhibit "A"**  
Allocation of Fund Balances

**FISCAL YEAR 2026 RESERVE FUND ANALYSIS**

Beginning Fund Balance - Carry Forward Surplus as of 10/1/2025	\$79,080.00
Less: Forecasted Surplus/(Deficit) as of 9/30/2026	\$79,080.00
<b>Estimated Funds Available - 9/30/2026</b>	<b>\$158,160.00</b>

**FISCAL YEAR 2027 RESERVE FUND ANALYSIS**

Beginning Fund Balance - Carry Forward Surplus as of 10/1/2026 (1)	\$158,160.00
Less: First Quarter Operating Reserve	-\$42,000.00
Less: Designated Reserves for Capital Projects	\$0.00
Less: Forecasted Surplus/(Deficit) as of 9/30/2027	\$0.00
<b>Estimated Remaining Undesignated Cash as of 9/30/2027</b>	<b>\$116,160.00</b>

**Notes**

(1) Represents approximately 3 months of operating expenditures

**Budget Narrative**  
Fiscal Year 2027

**REVENUES**

**Interest-Investments**

The district earns interest on its operating accounts.

**Special Assessments – Tax Collector**

The district will levy a Non-Ad Valorem assessment on all the assessable property within the district to pay for the operating expenditures during the Fiscal Year. The collection will be provided by the Tax Collector pursuant to Section 197.3632, Florida Statutes, which is the Uniform Collection Methodology.

**Other Miscellaneous Revenues**

Additional revenue sources not otherwise specified by other categories.

**Special Assessments-Discounts**

Per Section 197.162, Florida Statutes, discounts are allowed for early payment of assessments only when collected by the Tax Collector. The budgeted amount for the fiscal year is calculated at 4% of the anticipated Non-Ad Valorem assessments.

**EXPENDITURES**

**Financial and Administrative**

**Supervisor Fees**

Chapter 190 of the Florida Statutes allows for members of the Board of Supervisors to be compensated \$200 per meeting at which they are in attendance. The amount for the Fiscal Year is based upon five supervisors attending 12 meetings.

**District Management**

The district retains the services of a consulting manager, who is responsible for the daily administration of the district's business, including any and all financial work related to the Bond Funds and Operating Funds of the District, and preparation of the minutes of the Board of Supervisors. In addition, the District Manager prepares the Annual Budget(s), implements all policies of the Board of Supervisors and attends all meetings of the Board of Supervisors.

**Field Management**

The district has a contract with Inframark Infrastructure Management Services. for services in the administration and operation of the Property and its contractors.

**Financial/Revenue Collections**

These services include, but are not limited to, assessment roll preparation and certification, direct billings and funding request processing as well as responding to property owner questions regarding District assessments. This line item also includes the fees incurred for a collection agent to collect the funds for the principal and interest payment for its short-term bond issues and any other bond-related collection needs. These funds are collected as prescribed in the Trust Indenture. The Collection Agent also provides for the release of liens on property after the full collection of bond debt levied on particular properties.

**Accounting Services**

Services including the preparation and delivery of the district's financial statements in accordance with Governmental Accounting Standards, accounts payable and accounts receivable functions, asset tracking, investment tracking, capital program administration and requisition processing, filing of annual reports required by the State of Florida and monitoring of trust account activity.

**Budget Narrative**  
Fiscal Year 2027

**Financial and Administrative** (continued)

**Website Admin Services**

The cost of regular maintenance of the district's website by Inframark Management Services.

**District Engineer**

The district's engineer provides general engineering services to the district, i.e., attendance and preparation for board meetings when requested, review of invoices, and other specifically requested assignments.

**District Counsel**

The district's attorney provides general legal services to the district, i.e., attendance and preparation for Board meetings, review of contracts, agreements, resolutions, and other research as directed or requested by the BOS District Manager.

**Trustee Fees**

The district pays US Bank an annual fee for trustee services on the Series 2025 Bonds. The budgeted amount for the fiscal year is based on previous year plus any out-of-pocket expenses.

**Auditing Services**

The district is required to conduct an annual audit of its financial records by an Independent Certified Public Accounting Firm. The budgeted amount for the fiscal year is an estimate based on prior year costs.

**Postage, Phone, Faxes, Copies**

This item refers to the cost of materials and services to produce agendas and conduct day-to-day business of the district.

**Assessment Roll**

The cost of preparing the annual assessment roll by Inframark Management Services.

**Legal Advertising**

The district is required to advertise various notices for monthly Board meetings and other public hearings in the newspaper of general circulation.

**Website ADA Compliance**

The cost of maintaining district website's compliance with the Americans with Disabilities Act of 1990.

**Disclosure Report**

On a quarterly and annual basis, disclosure of relevant district information is provided to the Muni Council, as required within the bond indentures.

**Dues, Licenses & Fees**

The district is required to pay a \$175.00 annual fee to the Department of Economic Opportunity Division of Community Development.

**Misc – Assessment Collection Cost**

This service includes all functions necessary for the timely billing and collection and reporting of District assessments in order to ensure adequate funds to meet the district's debt service and operations and maintenance obligations and amounts to 2% of the Collection Costs.

**Arbitrage Rebate**

The district is required to annually calculate the arbitrage rebate liability on its Series 2013A and 2020 bonds.

**Budget Narrative**  
Fiscal Year 2027

**Financial and Administrative** (continued)

**Disclosure Technology Services**

On a quarterly and annual basis, disclosure of relevant district information is provided to the Muni Council, as required within the bond indentures.

**Insurance**

**General Liability**

The district's General Liability & Public Officials Liability Insurance policy is with Egis Insurance Advisors, LLC. The budgeted amount allows for a projected increase in the premium.

**Public Officials Insurance**

The district will incur expenditures for public officials' liability insurance for the Board and Staff and may incur a 10% premium increase.

**Property & Casualty Insurance**

The district will incur fees to insure items owned by the district for its property needs.

**Utility Services**

**Electric Utility**

Electricity for accounts with the local Utilities Commissions for the swim club, parks, and irrigation. Fees are based on historical costs for metered use.

**Street Lights**

Local Utility Company charges electricity usage (maintenance fee). The budget is based on historical costs.

**Water Utility**

The district charges each new water/sewer system customer an Accrued Guaranteed Revenue Fee (AGRF) for wastewater service in accordance with the adopted rate schedule.

**Landscape and Pond Maintenance**

**Landscape and Irrigation Maintenance - Contract**

Landscaping company to provide maintenance consisting of mowing, edging, trimming, blowing, fertilizing, and applying pest and disease control chemicals to turf throughout the district along with the maintenance of irrigation systems.

**Landscaping – Mulch**

This is for the cost of the mulch installation and services throughout the district.

**Landscaping – Plant Replacement**

This is for the cost of replacing dead or damaged plants throughout the district.

**Irrigation Repairs**

The cost of the repairs and maintenance of the irrigation system that are not outlined in the contract.

**Aquatics – Contract**

Expenses related to the care and maintenance of the lakes and ponds for the control of nuisance plant and algae species.

**Well – R&M**

This is for the cost of monitoring the repairs and management of the wells within the district's property.

**Budget Narrative**  
Fiscal Year 2027

**Landscape and Pond Maintenance (continued)**

**Debris Cleanup**

Cost of cleaning up debris on district property.

**Habitat Management**

The cost of maintaining the preservation of the habitats within district property.


**Entryway – R&M**

The cost of repairs and regular maintenance for the entryways.

**Contingency**

**Miscellaneous Contingency**

Funds set aside for projects, as determined by the district's board.



**V-Dana**

Community Development District

**Debt Service Budget**

FY 2027



**Summary of Revenues Expenditures and Changes in Fund Balance**  
Fiscal Year 2027 Budget  
Series 2020 Bonds

ACCOUNT DESCRIPTION	ADOPTED	ACTUAL	PROJECTED	TOTAL	% +/- Budget	ANNUAL
	BUDGET FY 2026	THRU 3/31/2026	April- 9/30/2026	PROJECTED FY 2026		BUDGET FY 2027
<b>REVENUES</b>						
Interest - Investments	\$0.00	\$18,259.00	\$0.00	\$18,259.00	0%	\$0.00
Special Assmnts- Tax Collector	\$959,700.00	\$896,168.00	\$63,532.00	\$959,700.00	0%	\$961,095.00
Special Assmnts- Discounts	\$0.00	\$0.00	\$0.00	\$0.00	0%	\$0.00
	\$0.00	\$0.00	\$0.00	\$0.00	0%	\$0.00
<b>TOTAL REVENUES</b>	<b>\$959,700.00</b>	<b>\$914,427.00</b>	<b>\$63,532.00</b>	<b>\$977,959.00</b>	<b>2%</b>	<b>\$961,095.00</b>
<b>EXPENDITURES</b>						
<i>Administration</i>						
Misc-Assessment Collection Cost	\$0.00	\$0.00	\$0.00	\$0.00	0%	\$19,221.90
	\$0.00	\$0.00	\$0.00	\$0.00	0%	\$0.00
	\$0.00	\$0.00	\$0.00	\$0.00	0%	\$0.00
	\$0.00	\$0.00	\$0.00	\$0.00	0%	\$0.00
<b>Total Administration</b>	<b>\$0.00</b>	<b>\$0.00</b>	<b>\$0.00</b>	<b>\$0.00</b>	<b>0%</b>	<b>\$19,221.90</b>
<i>Debt Service</i>						
Principal Debt Retirement	\$345,000.00	\$0.00	\$345,000.00	\$345,000.00	0%	\$370,000.00
Interest Expense	\$614,700.00	\$304,763.00	\$309,937.00	\$614,700.00	0%	\$590,625.00
	\$0.00	\$0.00	\$0.00	\$0.00	0%	\$0.00
<b>Total Debt Service</b>	<b>\$959,700.00</b>	<b>\$304,763.00</b>	<b>\$654,937.00</b>	<b>\$959,700.00</b>	<b>0%</b>	<b>\$960,625.00</b>
<b>TOTAL EXPENDITURES</b>	<b>\$959,700.00</b>	<b>\$304,763.00</b>	<b>\$654,937.00</b>	<b>\$959,700.00</b>		<b>\$979,846.90</b>
Excess (deficiency) of revenues Over (under) expenditures	\$0.00	\$609,664.00	-\$591,405.00	\$18,259.00	0%	-\$18,751.90
<b>OTHER FINANCING SOURCES (USES)</b>						
Interfund Transfers-Out	\$0.00	-\$7,019.00	\$0.00	-\$7,019.00	0%	\$0.00
Contribution to (Use of) Fund Balance	\$0.00	\$0.00	\$0.00	\$0.00	0%	\$0.00
<b>TOTAL OTHER SOURCES (USES)</b>	<b>\$0.00</b>	<b>-\$7,019.00</b>	<b>\$0.00</b>	<b>-\$7,019.00</b>		<b>\$0.00</b>
Net change in fund balance		\$602,645.00	-\$591,405.00	\$11,240.00	0%	-\$18,751.90
<b>FUND BALANCE, BEGINNING</b>	\$929,116.00	\$929,116.00	\$0.00	\$929,116.00	0%	\$940,356.00
<b>FUND BALANCE, ENDING</b>	<b>\$929,116.00</b>	<b>\$1,531,761.00</b>	<b>-\$591,405.00</b>	<b>\$940,356.00</b>	<b>1%</b>	<b>\$921,604.10</b>
<b>PAR VALUE OF BONDS AFTER ANNUAL PRINCIPAL PAYMENT</b>						
	11/1/2024	11/1/2025	11/1/2026			11/1/2027
Series 2020 Bonds	\$15,875,000.00	\$15,530,000.00	\$15,175,000.00			\$14,805,000.00

Special Assessment Bonds, Series 2020 (Assessment Area One - 2020 Project Area)

Period Ending	Outstanding Balance	Principal	Coupon	Interest	Debt Service
11/1/2020	\$16,850,000.00			\$119,006.25	\$119,006.25
5/1/2021	\$16,850,000.00			\$324,562.50	\$324,562.50
11/1/2021	\$16,850,000.00			\$324,562.50	\$324,562.50
5/1/2022	\$16,850,000.00	\$315,000.00	3.000%	\$324,562.50	\$639,562.50
11/1/2022	\$16,535,000.00			\$319,837.50	\$319,837.50
5/1/2023	\$16,535,000.00	\$325,000.00	3.000%	\$319,837.50	\$644,837.50
11/1/2023	\$16,210,000.00			\$314,962.50	\$314,962.50
5/1/2024	\$16,210,000.00	\$335,000.00	3.000%	\$314,962.50	\$649,962.50
11/1/2024	\$15,875,000.00			\$309,937.50	\$309,937.50
5/1/2025	\$15,875,000.00	\$345,000.00	3.000%	\$309,937.50	\$654,937.50
11/1/2025	\$15,530,000.00			\$304,762.50	\$304,762.50
5/1/2026	\$15,530,000.00	\$355,000.00	3.500%	\$304,762.50	\$659,762.50
11/1/2026	\$15,175,000.00			\$298,550.00	\$298,550.00
5/1/2027	\$15,175,000.00	\$370,000.00	3.500%	\$298,550.00	\$668,550.00
11/1/2027	\$14,805,000.00			\$292,075.00	\$292,075.00
5/1/2028	\$14,805,000.00	\$380,000.00	3.500%	\$292,075.00	\$672,075.00
11/1/2028	\$14,425,000.00			\$285,425.00	\$285,425.00
5/1/2029	\$14,425,000.00	\$395,000.00	3.500%	\$285,425.00	\$680,425.00
11/1/2029	\$14,030,000.00			\$278,512.50	\$278,512.50
5/1/2030	\$14,030,000.00	\$410,000.00	3.500%	\$278,512.50	\$688,512.50
11/1/2030	\$13,620,000.00			\$271,337.50	\$271,337.50
5/1/2031	\$13,620,000.00	\$425,000.00	3.500%	\$271,337.50	\$696,337.50
11/1/2031	\$13,195,000.00			\$263,900.00	\$263,900.00
5/1/2032	\$13,195,000.00	\$440,000.00	4.000%	\$263,900.00	\$703,900.00
11/1/2032	\$12,755,000.00			\$255,100.00	\$255,100.00
5/1/2033	\$12,755,000.00	\$460,000.00	4.000%	\$255,100.00	\$715,100.00
11/1/2033	\$12,295,000.00			\$245,900.00	\$245,900.00
5/1/2034	\$12,295,000.00	\$475,000.00	4.000%	\$245,900.00	\$720,900.00
11/1/2034	\$11,820,000.00			\$236,400.00	\$236,400.00
5/1/2035	\$11,820,000.00	\$495,000.00	4.000%	\$236,400.00	\$731,400.00
11/1/2035	\$11,325,000.00			\$226,500.00	\$226,500.00
5/1/2036	\$11,325,000.00	\$515,000.00	4.000%	\$226,500.00	\$741,500.00
11/1/2036	\$10,810,000.00			\$216,200.00	\$216,200.00
5/1/2037	\$10,810,000.00	\$535,000.00	4.000%	\$216,200.00	\$751,200.00
11/1/2037	\$10,275,000.00			\$205,500.00	\$205,500.00
5/1/2038	\$10,275,000.00	\$560,000.00	4.000%	\$205,500.00	\$765,500.00
11/1/2038	\$9,715,000.00			\$194,300.00	\$194,300.00
5/1/2039	\$9,715,000.00	\$580,000.00	4.000%	\$194,300.00	\$774,300.00
11/1/2039	\$9,135,000.00			\$182,700.00	\$182,700.00
5/1/2040	\$9,135,000.00	\$605,000.00	4.000%	\$182,700.00	\$787,700.00
11/1/2040	\$8,530,000.00			\$170,600.00	\$170,600.00
5/1/2041	\$8,530,000.00	\$630,000.00	4.000%	\$170,600.00	\$800,600.00
11/1/2041	\$7,900,000.00			\$158,000.00	\$158,000.00
5/1/2042	\$7,900,000.00	\$655,000.00	4.000%	\$158,000.00	\$813,000.00
11/1/2042	\$7,245,000.00			\$144,900.00	\$144,900.00
5/1/2043	\$7,245,000.00	\$680,000.00	4.000%	\$144,900.00	\$824,900.00
11/1/2043	\$6,565,000.00			\$131,300.00	\$131,300.00
5/1/2044	\$6,565,000.00	\$710,000.00	4.000%	\$131,300.00	\$841,300.00
11/1/2044	\$5,855,000.00			\$117,100.00	\$117,100.00
5/1/2045	\$5,855,000.00	\$740,000.00	4.000%	\$117,100.00	\$857,100.00
11/1/2045	\$5,115,000.00			\$102,300.00	\$102,300.00
5/1/2046	\$5,115,000.00	\$770,000.00	4.000%	\$102,300.00	\$872,300.00
11/1/2046	\$4,345,000.00			\$86,900.00	\$86,900.00
5/1/2047	\$4,345,000.00	\$800,000.00	4.000%	\$86,900.00	\$886,900.00
11/1/2047	\$3,545,000.00			\$70,900.00	\$70,900.00
5/1/2048	\$3,545,000.00	\$835,000.00	4.000%	\$70,900.00	\$905,900.00
11/1/2048	\$2,710,000.00			\$54,200.00	\$54,200.00
5/1/2049	\$2,710,000.00	\$865,000.00	4.000%	\$54,200.00	\$919,200.00
11/1/2049	\$1,845,000.00			\$36,900.00	\$36,900.00
5/1/2050	\$1,845,000.00	\$905,000.00	4.000%	\$36,900.00	\$941,900.00
11/1/2050	\$940,000.00			\$18,800.00	\$18,800.00
5/1/2051	\$940,000.00	\$940,000.00	4.000%	\$18,800.00	\$958,800.00
11/1/2051	\$0.00				
		<b>\$16,850,000.00</b>		<b>\$12,680,293.75</b>	<b>\$29,530,293.75</b>

**Summary of Revenues Expenditures and Changes in Fund Balance**  
Fiscal Year 2027 Budget  
Series 2021 Bonds

ACCOUNT DESCRIPTION	ADOPTED	ACTUAL	PROJECTED	TOTAL	% +/-) Budget	ANNUAL
	BUDGET FY 2026	THRU 3/31/2026	April- 9/30/2026	PROJECTED FY 2026		BUDGET FY 2027
<b>REVENUES</b>						
Interest - Investments	\$0.00	\$21,758.00	\$0.00	\$21,758.00	0%	\$0.00
Special Assmnts- Tax Collector	\$934,284.00	\$872,377.00	\$61,907.00	\$934,284.00	0%	\$935,580.00
Special Assmnts- Discounts	\$0.00	\$0.00	\$0.00	\$0.00	0%	\$0.00
Special Assmnts- CDD Collected	\$0.00	\$258,981.00	\$0.00	\$258,981.00	0%	\$0.00
<b>TOTAL REVENUES</b>	<b>\$934,284.00</b>	<b>\$1,153,116.00</b>	<b>\$61,907.00</b>	<b>\$1,215,023.00</b>	<b>30%</b>	<b>\$935,580.00</b>
<b>EXPENDITURES</b>						
<i>Administration</i>						
Misc-Assessment Collection Cost	\$0.00	\$0.00	\$0.00	\$0.00	0%	\$18,711.60
	\$0.00	\$0.00	\$0.00	\$0.00	0%	\$0.00
	\$0.00	\$0.00	\$0.00	\$0.00	0%	\$0.00
	\$0.00	\$0.00	\$0.00	\$0.00	0%	\$0.00
<b>Total Administration</b>	<b>\$0.00</b>	<b>\$0.00</b>	<b>\$0.00</b>	<b>\$0.00</b>	<b>0%</b>	<b>\$18,711.60</b>
<i>Debt Service</i>						
Principal Debt Retirement	\$345,000.00	\$0.00	\$345,000.00	\$345,000.00	0%	\$365,000.00
Interest Expense	\$589,284.00	\$292,399.00	\$296,885.00	\$589,284.00	0%	\$569,865.63
	\$0.00	\$0.00	\$0.00	\$0.00	0%	\$0.00
<b>Total Debt Service</b>	<b>\$934,284.00</b>	<b>\$292,399.00</b>	<b>\$641,885.00</b>	<b>\$934,284.00</b>	<b>0%</b>	<b>\$934,865.63</b>
<b>TOTAL EXPENDITURES</b>	<b>\$934,284.00</b>	<b>\$292,399.00</b>	<b>\$641,885.00</b>	<b>\$934,284.00</b>		<b>\$953,577.23</b>
Excess (deficiency) of revenues Over (under) expenditures	\$0.00	\$860,717.00	-\$579,978.00	\$280,739.00	0%	-\$17,997.23
<b>OTHER FINANCING SOURCES (USES)</b>						
Contribution to (Use of) Fund Balance	\$0.00	\$0.00	\$0.00	\$0.00	0%	\$0.00
Interfund Transfers-Out	\$0.00	-\$6,832.00	\$0.00	-\$6,832.00	0%	\$0.00
<b>TOTAL OTHER SOURCES (USES)</b>	<b>\$0.00</b>	<b>-\$6,832.00</b>	<b>\$0.00</b>	<b>-\$6,832.00</b>		<b>\$0.00</b>
Net change in fund balance		\$853,885.00	-\$579,978.00	\$273,907.00	0%	-\$17,997.23
<b>FUND BALANCE, BEGINNING</b>	\$934,756.00	\$934,756.00	\$0.00	\$934,756.00	0%	\$1,208,663.00
<b>FUND BALANCE, ENDING</b>	<b>\$934,756.00</b>	<b>\$1,788,641.00</b>	<b>-\$579,978.00</b>	<b>\$1,208,663.00</b>	<b>29%</b>	<b>\$1,190,665.77</b>
<b>PAR VALUE OF BONDS AFTER ANNUAL PRINCIPAL PAYMENT</b>						
	11/1/2024	11/1/2025	11/1/2026			11/1/2027
Series 2021 Bonds	\$15,985,000.00	\$15,640,000.00	\$15,285,000.00			\$14,920,000.00

Special Assessment Bonds, Series 2021 (Assessment Area One - 2021 Project Area)

Period Ending	Outstanding Balance	Principal	Coupon	Interest	Debt Service
11/1/2021	\$16,645,000.00			\$320,737.59	\$320,737.59
5/1/2022	\$16,645,000.00			\$305,464.38	\$305,464.38
11/1/2022	\$16,645,000.00			\$305,464.38	\$305,464.38
5/1/2023	\$16,645,000.00	\$325,000.00	2.600%	\$305,464.38	\$630,464.38
11/1/2023	\$16,320,000.00			\$301,239.38	\$301,239.38
5/1/2024	\$16,320,000.00	\$335,000.00	2.600%	\$301,239.38	\$636,239.38
11/1/2024	\$15,985,000.00			\$296,884.38	\$296,884.38
5/1/2025	\$15,985,000.00	\$345,000.00	2.600%	\$296,884.38	\$641,884.38
11/1/2025	\$15,640,000.00			\$292,399.38	\$292,399.38
5/1/2026	\$15,640,000.00	\$355,000.00	2.600%	\$292,399.38	\$647,399.38
11/1/2026	\$15,285,000.00			\$287,784.38	\$287,784.38
5/1/2027	\$15,285,000.00	\$365,000.00	3.125%	\$287,784.38	\$652,784.38
11/1/2027	\$14,920,000.00			\$282,081.25	\$282,081.25
5/1/2028	\$14,920,000.00	\$375,000.00	3.125%	\$282,081.25	\$657,081.25
11/1/2028	\$14,545,000.00			\$276,221.88	\$276,221.88
5/1/2029	\$14,545,000.00	\$385,000.00	3.125%	\$276,221.88	\$661,221.88
11/1/2029	\$14,160,000.00			\$270,206.25	\$270,206.25
5/1/2030	\$14,160,000.00	\$400,000.00	3.125%	\$270,206.25	\$670,206.25
11/1/2030	\$13,760,000.00			\$263,956.25	\$263,956.25
5/1/2031	\$13,760,000.00	\$410,000.00	3.125%	\$263,956.25	\$673,956.25
11/1/2031	\$13,350,000.00			\$257,550.00	\$257,550.00
5/1/2032	\$13,350,000.00	\$425,000.00	3.625%	\$257,550.00	\$682,550.00
11/1/2032	\$12,925,000.00			\$249,846.88	\$249,846.88
5/1/2033	\$12,925,000.00	\$440,000.00	3.625%	\$249,846.88	\$689,846.88
11/1/2033	\$12,485,000.00			\$241,871.88	\$241,871.88
5/1/2034	\$12,485,000.00	\$460,000.00	3.625%	\$241,871.88	\$701,871.88
11/1/2034	\$12,025,000.00			\$233,534.38	\$233,534.38
5/1/2035	\$12,025,000.00	\$475,000.00	3.625%	\$233,534.38	\$708,534.38
11/1/2035	\$11,550,000.00			\$224,925.00	\$224,925.00
5/1/2036	\$11,550,000.00	\$490,000.00	3.625%	\$224,925.00	\$714,925.00
11/1/2036	\$11,060,000.00			\$216,043.75	\$216,043.75
5/1/2037	\$11,060,000.00	\$510,000.00	3.625%	\$216,043.75	\$726,043.75
11/1/2037	\$10,550,000.00			\$206,800.00	\$206,800.00
5/1/2038	\$10,550,000.00	\$530,000.00	3.625%	\$206,800.00	\$736,800.00
11/1/2038	\$10,020,000.00			\$197,193.75	\$197,193.75
5/1/2039	\$10,020,000.00	\$550,000.00	3.625%	\$197,193.75	\$747,193.75
11/1/2039	\$9,470,000.00			\$187,225.00	\$187,225.00
5/1/2040	\$9,470,000.00	\$570,000.00	3.625%	\$187,225.00	\$757,225.00
11/1/2040	\$8,900,000.00			\$176,893.75	\$176,893.75
5/1/2041	\$8,900,000.00	\$590,000.00	3.625%	\$176,893.75	\$766,893.75
11/1/2041	\$8,310,000.00			\$166,200.00	\$166,200.00
5/1/2042	\$8,310,000.00	\$615,000.00	4.000%	\$166,200.00	\$781,200.00
11/1/2042	\$7,695,000.00			\$153,900.00	\$153,900.00
5/1/2043	\$7,695,000.00	\$640,000.00	4.000%	\$153,900.00	\$793,900.00
11/1/2043	\$7,055,000.00			\$141,100.00	\$141,100.00
5/1/2044	\$7,055,000.00	\$665,000.00	4.000%	\$141,100.00	\$806,100.00
11/1/2044	\$6,390,000.00			\$127,800.00	\$127,800.00
5/1/2045	\$6,390,000.00	\$690,000.00	4.000%	\$127,800.00	\$817,800.00
11/1/2045	\$5,700,000.00			\$114,000.00	\$114,000.00
5/1/2046	\$5,700,000.00	\$720,000.00	4.000%	\$114,000.00	\$834,000.00
11/1/2046	\$4,980,000.00			\$99,600.00	\$99,600.00
5/1/2047	\$4,980,000.00	\$750,000.00	4.000%	\$99,600.00	\$849,600.00
11/1/2047	\$4,230,000.00			\$84,600.00	\$84,600.00
5/1/2048	\$4,230,000.00	\$780,000.00	4.000%	\$84,600.00	\$864,600.00
11/1/2048	\$3,450,000.00			\$69,000.00	\$69,000.00
5/1/2049	\$3,450,000.00	\$810,000.00	4.000%	\$69,000.00	\$879,000.00
11/1/2049	\$2,640,000.00			\$52,800.00	\$52,800.00
5/1/2050	\$2,640,000.00	\$845,000.00	4.000%	\$52,800.00	\$897,800.00
11/1/2050	\$1,795,000.00			\$35,900.00	\$35,900.00
5/1/2051	\$1,795,000.00	\$880,000.00	4.000%	\$35,900.00	\$915,900.00
11/1/2051	\$915,000.00			\$18,300.00	\$18,300.00
5/1/2052	\$915,000.00	\$915,000.00	4.000%	\$18,300.00	\$933,300.00
11/1/2052	\$0.00				
		<b>\$16,645,000.00</b>		<b>\$12,288,845.81</b>	<b>\$28,933,845.81</b>

**Summary of Revenues Expenditures and Changes in Fund Balance**  
Fiscal Year 2027 Budget  
Series 2023 Bonds

ACCOUNT DESCRIPTION	ADOPTED	ACTUAL	PROJECTED	TOTAL	% +/-) Budget	ANNUAL
	BUDGET FY 2026	THRU 3/31/2026	April- 9/30/2026	PROJECTED FY 2026		BUDGET FY 2027
<b>REVENUES</b>						
Interest - Investments	\$0.00	\$28,467.00	\$0.00	\$28,467.00	0%	\$0.00
Special Assmnts- Tax Collector	\$1,311,518.00	\$856,222.00	\$455,296.00	\$1,311,518.00	0%	\$918,255.00
Special Assmnts- Discounts	\$0.00	\$0.00	\$0.00	\$0.00	0%	-\$36,730.20
Special Assmnts- CDD Collected	\$0.00	\$262,677.00	\$0.00	\$262,677.00	0%	\$0.00
Special Assmnts- Prepayment	\$0.00	\$858,054.00	\$0.00	\$858,054.00	0%	\$0.00
Developer Contribution	\$0.00	\$0.00	\$0.00	\$0.00	0%	\$73,370.00
<b>TOTAL REVENUES</b>	<b>\$1,311,518.00</b>	<b>\$2,005,420.00</b>	<b>\$455,296.00</b>	<b>\$2,460,716.00</b>	<b>88%</b>	<b>\$954,894.80</b>
<b>EXPENDITURES</b>						
<i>Administration</i>						
Misc-Assessment Collection Cost	\$0.00	\$0.00	\$0.00	\$0.00	0%	\$18,365.10
	\$0.00	\$0.00	\$0.00	\$0.00	0%	\$0.00
	\$0.00	\$0.00	\$0.00	\$0.00	0%	\$0.00
	\$0.00	\$0.00	\$0.00	\$0.00	0%	\$0.00
<b>Total Administration</b>	<b>\$0.00</b>	<b>\$0.00</b>	<b>\$0.00</b>	<b>\$0.00</b>	<b>0%</b>	<b>\$18,365.10</b>
<i>Debt Service</i>						
Principal Debt Retirement	\$285,000.00	\$1,265,000.00	\$0.00	\$1,265,000.00	344%	\$235,000.00
Interest Expense	\$1,026,518.00	\$425,744.00	\$600,774.00	\$1,026,518.00	0%	\$756,625.00
	\$0.00	\$0.00	\$0.00	\$0.00	0%	\$0.00
<b>Total Debt Service</b>	<b>\$1,311,518.00</b>	<b>\$1,690,744.00</b>	<b>\$600,774.00</b>	<b>\$2,291,518.00</b>	<b>75%</b>	<b>\$991,625.00</b>
<b>TOTAL EXPENDITURES</b>	<b>\$1,311,518.00</b>	<b>\$1,690,744.00</b>	<b>\$600,774.00</b>	<b>\$2,291,518.00</b>		<b>\$1,009,990.10</b>
Excess (deficiency) of revenues						
Over (under) expenditures	\$0.00	\$314,676.00	-\$145,478.00	\$169,198.00	0%	-\$55,095.30
<b>OTHER FINANCING SOURCES (USES)</b>						
Contribution to (Use of) Fund Balance	\$0.00	\$0.00	\$0.00	\$0.00	0%	\$0.00
Interfund Transfers- Out	\$0.00	-\$7,836.00	\$0.00	-\$7,836.00	0%	\$0.00
<b>TOTAL OTHER SOURCES (USES)</b>	<b>\$0.00</b>	<b>-\$7,836.00</b>	<b>\$0.00</b>	<b>-\$7,836.00</b>		<b>\$0.00</b>
Net change in fund balance		\$306,840.00	-\$145,478.00	\$161,362.00	0%	-\$55,095.30
<b>FUND BALANCE, BEGINNING</b>	<b>\$1,707,343.00</b>	<b>\$1,707,343.00</b>	<b>\$0.00</b>	<b>\$1,707,343.00</b>	<b>0%</b>	<b>\$1,868,705.00</b>
<b>FUND BALANCE, ENDING</b>	<b>\$1,707,343.00</b>	<b>\$2,014,183.00</b>	<b>-\$145,478.00</b>	<b>\$1,868,705.00</b>	<b>9%</b>	<b>\$1,813,609.70</b>
<b>PAR VALUE OF BONDS AFTER ANNUAL PRINCIPAL PAYMENT</b>						
	11/1/2024	11/1/2025	11/1/2026	11/1/2027		
Series 2023 Bonds	\$19,090,000.00	\$15,015,000.00	\$14,300,000.00	\$14,065,000.00		

Special Assessment Bonds, Series 2023 (Assessment Area Two - 2023 Project Area)

Period Ending	Outstanding Balance	Principal	Coupon	Interest	Debt Service
11/1/2023	\$19,500,000.00			\$510,585.59	\$510,585.59
5/1/2024	\$19,500,000.00			\$516,322.50	
11/1/2024	\$19,090,000.00	\$410,000.00		\$516,322.50	\$1,442,645.00
5/1/2025	\$16,775,000.00	\$2,315,000.00	4.300%	\$489,981.88	
11/1/2025	\$15,015,000.00	\$1,760,000.00		\$432,335.63	\$4,997,317.51
5/1/2026	\$14,300,000.00	\$715,000.00	4.300%	\$392,172.50	
11/1/2026	\$14,300,000.00			\$380,838.75	\$1,488,011.25
5/1/2027	\$14,065,000.00	\$235,000.00	4.300%	\$380,838.75	
11/1/2027	\$14,065,000.00			\$375,786.25	\$991,625.00
5/1/2028	\$13,820,000.00	\$245,000.00	4.300%	\$375,786.25	
11/1/2028	\$13,820,000.00			\$370,518.50	\$991,304.75
5/1/2029	\$13,565,000.00	\$255,000.00	4.300%	\$370,518.50	
11/1/2029	\$13,565,000.00			\$365,036.25	\$990,554.75
5/1/2030	\$13,295,000.00	\$270,000.00	4.300%	\$365,036.25	
11/1/2030	\$13,295,000.00			\$359,231.25	\$994,267.50
5/1/2031	\$13,015,000.00	\$280,000.00	5.250%	\$359,231.25	
11/1/2031	\$13,015,000.00			\$351,881.25	\$991,112.50
5/1/2032	\$12,720,000.00	\$295,000.00	5.250%	\$351,881.25	
11/1/2032	\$12,720,000.00			\$344,137.50	\$991,018.75
5/1/2033	\$12,405,000.00	\$315,000.00	5.250%	\$344,137.50	
11/1/2033	\$12,405,000.00			\$335,868.75	\$995,006.25
5/1/2034	\$12,075,000.00	\$330,000.00	5.250%	\$335,868.75	
11/1/2034	\$12,075,000.00			\$327,206.25	\$993,075.00
5/1/2035	\$11,730,000.00	\$345,000.00	5.250%	\$327,206.25	
11/1/2035	\$11,730,000.00			\$318,150.00	\$990,356.25
5/1/2036	\$11,365,000.00	\$365,000.00	5.250%	\$318,150.00	
11/1/2036	\$11,365,000.00			\$308,568.75	\$991,718.75
5/1/2037	\$10,980,000.00	\$385,000.00	5.250%	\$308,568.75	
11/1/2037	\$10,980,000.00			\$298,462.50	\$992,031.25
5/1/2038	\$10,575,000.00	\$405,000.00	5.250%	\$298,462.50	
11/1/2038	\$10,575,000.00			\$287,831.25	\$991,293.75
5/1/2039	\$10,145,000.00	\$430,000.00	5.250%	\$287,831.25	
11/1/2039	\$10,145,000.00			\$276,543.75	\$994,375.00
5/1/2040	\$9,695,000.00	\$450,000.00	5.250%	\$276,543.75	
11/1/2040	\$9,695,000.00			\$264,731.25	\$991,275.00
5/1/2041	\$9,220,000.00	\$475,000.00	5.250%	\$264,731.25	
11/1/2041	\$9,220,000.00			\$252,262.50	\$991,993.75
5/1/2042	\$8,720,000.00	\$500,000.00	5.250%	\$252,262.50	
11/1/2042	\$8,720,000.00			\$239,137.50	\$991,400.00
5/1/2043	\$8,190,000.00	\$530,000.00	5.250%	\$239,137.50	
11/1/2043	\$8,190,000.00			\$225,225.00	\$994,362.50
5/1/2044	\$7,635,000.00	\$555,000.00	5.500%	\$225,225.00	
11/1/2044	\$7,635,000.00			\$209,962.50	\$990,187.50
5/1/2045	\$7,045,000.00	\$590,000.00	5.500%	\$209,962.50	
11/1/2045	\$7,045,000.00			\$193,737.50	\$993,700.00
5/1/2046	\$6,425,000.00	\$620,000.00	5.500%	\$193,737.50	
11/1/2046	\$6,425,000.00			\$176,687.50	\$990,425.00
5/1/2047	\$5,770,000.00	\$655,000.00	5.500%	\$176,687.50	
11/1/2047	\$5,770,000.00			\$158,675.00	\$990,362.50
5/1/2048	\$5,075,000.00	\$695,000.00	5.500%	\$158,675.00	
11/1/2048	\$5,075,000.00			\$139,562.50	\$993,237.50
5/1/2049	\$4,340,000.00	\$735,000.00	5.500%	\$139,562.50	
11/1/2049	\$4,340,000.00			\$119,350.00	\$993,912.50
5/1/2050	\$3,565,000.00	\$775,000.00	5.500%	\$119,350.00	
11/1/2050	\$3,565,000.00			\$98,037.50	\$992,387.50
5/1/2051	\$2,745,000.00	\$820,000.00	5.500%	\$98,037.50	
11/1/2051	\$2,745,000.00			\$75,487.50	\$993,525.00
5/1/2052	\$1,880,000.00	\$865,000.00	5.500%	\$75,487.50	
11/1/2052	\$1,880,000.00			\$51,700.00	\$992,187.50
5/1/2053	\$965,000.00	\$915,000.00	5.500%	\$51,700.00	
11/1/2053	\$965,000.00			\$26,537.50	\$993,237.50
5/1/2054	\$0.00	\$965,000.00	5.500%	\$26,537.50	\$991,537.50
11/1/2054					
		<b>\$19,500,000.00</b>		<b>\$16,720,030.10</b>	<b>\$36,220,030.10</b>

**Summary of Revenues Expenditures and Changes in Fund Balance**  
Fiscal Year 2027 Budget  
Series 2025 Bonds

ACCOUNT DESCRIPTION	ADOPTED	ACTUAL	PROJECTED	TOTAL	% +/-) Budget	ANNUAL
	BUDGET FY 2026	THRU 3/31/2026	April- 9/30/2026	PROJECTED FY 2026		BUDGET FY 2027
<b>REVENUES</b>						
Interest - Investments	\$0.00	\$23,760.00	\$0.00	\$23,760.00	0%	\$0.00
Special Assmnts- Tax Collector	\$1,803,714.00	\$0.00	\$1,803,714.00	\$1,803,714.00	0%	\$0.00
Special Assmnts- Discounts	\$0.00	\$0.00	\$0.00	\$0.00	0%	\$0.00
Special Assmnts- CDD Collected	\$0.00	\$353,532.00	\$0.00	\$353,532.00	0%	\$1,169,820.60
Special Assmnts- Prepayment	\$0.00	\$930,326.00	\$0.00	\$930,326.00	0%	\$0.00
Developer Contribution	\$0.00	\$0.00	\$0.00	\$0.00	0%	\$576,744.40
<b>TOTAL REVENUES</b>	<b>\$1,803,714.00</b>	<b>\$1,307,618.00</b>	<b>\$1,803,714.00</b>	<b>\$3,111,332.00</b>	<b>72%</b>	<b>\$1,746,565.00</b>
<b>EXPENDITURES</b>						
<i>Administration</i>						
Misc-Assessment Collection Cost	\$0.00	\$0.00	\$0.00	\$0.00	0%	\$0.00
	\$0.00	\$0.00	\$0.00	\$0.00	0%	\$0.00
	\$0.00	\$0.00	\$0.00	\$0.00	0%	\$0.00
	\$0.00	\$0.00	\$0.00	\$0.00	0%	\$0.00
<b>Total Administration</b>	<b>\$0.00</b>	<b>\$0.00</b>	<b>\$0.00</b>	<b>\$0.00</b>	<b>0%</b>	<b>\$0.00</b>
<i>Debt Service</i>						
Principal Debt Retirement	\$375,000.00	\$240,000.00	\$135,000.00	\$375,000.00	0%	\$390,000.00
Interest Expense	\$1,428,714.00	\$700,672.00	\$728,042.00	\$1,428,714.00	0%	\$1,356,565.00
	\$0.00	\$0.00	\$0.00	\$0.00	0%	\$0.00
<b>Total Debt Service</b>	<b>\$1,803,714.00</b>	<b>\$940,672.00</b>	<b>\$863,042.00</b>	<b>\$1,803,714.00</b>	<b>0%</b>	<b>\$1,746,565.00</b>
<b>TOTAL EXPENDITURES</b>	<b>\$1,803,714.00</b>	<b>\$940,672.00</b>	<b>\$863,042.00</b>	<b>\$1,803,714.00</b>		<b>\$1,746,565.00</b>
Excess (deficiency) of revenues						
Over (under) expenditures	\$0.00	\$366,946.00	\$940,672.00	\$1,307,618.00	0%	\$0.00
<b>OTHER FINANCING SOURCES (USES)</b>						
Contribution to (Use of) Fund Balance	\$0.00	\$0.00	\$0.00	\$0.00	0%	\$0.00
Interfund Transfers- Out	\$0.00	-\$15,894.00	\$0.00	-\$15,894.00	0%	\$0.00
<b>TOTAL OTHER SOURCES (USES)</b>	<b>\$0.00</b>	<b>-\$15,894.00</b>	<b>\$0.00</b>	<b>-\$15,894.00</b>		<b>\$0.00</b>
Net change in fund balance		\$351,052.00	\$940,672.00	\$1,291,724.00	0%	\$0.00
<b>FUND BALANCE, BEGINNING</b>	<b>\$1,603,307.00</b>	<b>\$1,603,307.00</b>	<b>\$0.00</b>	<b>\$1,603,307.00</b>	<b>0%</b>	<b>\$2,895,031.00</b>
<b>FUND BALANCE, ENDING</b>	<b>\$1,603,307.00</b>	<b>\$1,954,359.00</b>	<b>\$940,672.00</b>	<b>\$2,895,031.00</b>	<b>81%</b>	<b>\$2,895,031.00</b>
<b>PAR VALUE OF BONDS AFTER ANNUAL PRINCIPAL PAYMENT</b>						
	<b>11/1/2025</b>	<b>11/1/2026</b>				<b>11/1/2027</b>
<b>Series 2025 Bonds</b>	<b>\$26,030,000.00</b>	<b>\$25,415,000.00</b>				<b>\$25,025,000.00</b>

Special Assessment Bonds, Series 2025

Period Ending	Outstanding Balance	Principal	Interest	Debt Service	Annual Debt Service
5/1/2025	\$26,030,000.00		\$275,099.85	\$275,099.85	
11/1/2025	\$26,030,000.00		\$697,436.25	\$697,436.25	\$972,536.10
5/1/2026	\$26,030,000.00	\$615,000.00	\$694,200.63	\$1,309,200.63	
11/1/2026	\$25,415,000.00		\$682,621.25	\$682,621.25	\$1,991,821.88
5/1/2027	\$25,415,000.00	\$390,000.00	\$682,621.25	\$1,072,621.25	
11/1/2027	\$25,025,000.00		\$673,943.75	\$673,943.75	\$1,746,565.00
5/1/2028	\$25,025,000.00	\$410,000.00	\$673,943.75	\$1,083,943.75	
11/1/2028	\$24,615,000.00		\$664,821.25	\$664,821.25	\$1,748,765.00
5/1/2029	\$24,615,000.00	\$425,000.00	\$664,821.25	\$1,089,821.25	
11/1/2029	\$24,190,000.00		\$655,365.00	\$655,365.00	\$1,745,186.25
5/1/2030	\$24,190,000.00	\$445,000.00	\$655,365.00	\$1,100,365.00	
11/1/2030	\$23,745,000.00		\$645,463.75	\$645,463.75	\$1,745,828.75
5/1/2031	\$23,745,000.00	\$465,000.00	\$645,463.75	\$1,110,463.75	
11/1/2031	\$23,280,000.00		\$635,117.50	\$635,117.50	\$1,745,581.25
5/1/2032	\$23,280,000.00	\$490,000.00	\$635,117.50	\$1,125,117.50	
11/1/2032	\$22,790,000.00		\$624,215.00	\$624,215.00	\$1,749,332.50
5/1/2033	\$22,790,000.00	\$515,000.00	\$624,215.00	\$1,139,215.00	
11/1/2033	\$22,275,000.00		\$610,374.38	\$610,374.38	\$1,749,589.38
5/1/2034	\$22,275,000.00	\$540,000.00	\$610,374.38	\$1,150,374.38	
11/1/2034	\$21,735,000.00		\$595,861.88	\$595,861.88	\$1,746,236.26
5/1/2035	\$21,735,000.00	\$570,000.00	\$595,861.88	\$1,165,861.88	
11/1/2035	\$21,165,000.00		\$580,543.13	\$580,543.13	\$1,746,405.01
5/1/2036	\$21,165,000.00	\$600,000.00	\$580,543.13	\$1,180,543.13	
11/1/2036	\$20,565,000.00		\$564,418.13	\$564,418.13	\$1,744,961.26
5/1/2037	\$20,565,000.00	\$635,000.00	\$564,418.13	\$1,199,418.13	
11/1/2037	\$19,930,000.00		\$547,352.50	\$547,352.50	\$1,746,770.63
5/1/2038	\$19,930,000.00	\$670,000.00	\$547,352.50	\$1,217,352.50	
11/1/2038	\$19,260,000.00		\$529,346.25	\$529,346.25	\$1,746,698.75
5/1/2039	\$19,260,000.00	\$710,000.00	\$529,346.25	\$1,239,346.25	
11/1/2039	\$18,550,000.00		\$510,265.00	\$510,265.00	\$1,749,611.25
5/1/2040	\$18,550,000.00	\$745,000.00	\$510,265.00	\$1,255,265.00	
11/1/2040	\$17,805,000.00		\$490,243.13	\$490,243.13	\$1,745,508.13
5/1/2041	\$17,805,000.00	\$790,000.00	\$490,243.13	\$1,280,243.13	
11/1/2041	\$17,015,000.00		\$469,011.88	\$469,011.88	\$1,749,255.01
5/1/2042	\$17,015,000.00	\$830,000.00	\$469,011.88	\$1,299,011.88	
11/1/2042	\$16,185,000.00		\$446,705.63	\$446,705.63	\$1,745,717.51
5/1/2043	\$16,185,000.00	\$875,000.00	\$446,705.63	\$1,321,705.63	
11/1/2043	\$15,310,000.00		\$423,190.00	\$423,190.00	\$1,744,895.63
5/1/2044	\$15,310,000.00	\$925,000.00	\$423,190.00	\$1,348,190.00	
11/1/2044	\$14,385,000.00		\$398,330.63	\$398,330.63	\$1,746,520.63
5/1/2045	\$14,385,000.00	\$975,000.00	\$398,330.63	\$1,373,330.63	
11/1/2045	\$13,410,000.00		\$372,127.50	\$372,127.50	\$1,745,458.13
5/1/2046	\$13,410,000.00	\$1,030,000.00	\$372,127.50	\$1,402,127.50	
11/1/2046	\$12,380,000.00		\$343,545.00	\$343,545.00	\$1,745,672.50
5/1/2047	\$12,380,000.00	\$1,090,000.00	\$343,545.00	\$1,433,545.00	
11/1/2047	\$11,290,000.00		\$313,297.50	\$313,297.50	\$1,746,842.50
5/1/2048	\$11,290,000.00	\$1,150,000.00	\$313,297.50	\$1,463,297.50	
11/1/2048	\$10,140,000.00		\$281,385.00	\$281,385.00	\$1,744,682.50
5/1/2049	\$10,140,000.00	\$1,220,000.00	\$281,385.00	\$1,501,385.00	
11/1/2049	\$8,920,000.00		\$247,530.00	\$247,530.00	\$1,748,915.00
5/1/2050	\$8,920,000.00	\$1,290,000.00	\$247,530.00	\$1,537,530.00	
11/1/2050	\$7,630,000.00		\$211,732.50	\$211,732.50	\$1,749,262.50
5/1/2051	\$7,630,000.00	\$1,360,000.00	\$211,732.50	\$1,571,732.50	
11/1/2051	\$6,270,000.00		\$173,992.50	\$173,992.50	\$1,745,725.00
5/1/2052	\$6,270,000.00	\$1,440,000.00	\$173,992.50	\$1,613,992.50	
11/1/2052	\$4,830,000.00		\$134,032.50	\$134,032.50	\$1,748,025.00
5/1/2053	\$4,830,000.00	\$1,520,000.00	\$134,032.50	\$1,654,032.50	
11/1/2053	\$3,310,000.00		\$91,852.50	\$91,852.50	\$1,745,885.00
5/1/2054	\$3,310,000.00	\$1,610,000.00	\$91,852.50	\$1,701,852.50	
11/1/2054	\$1,700,000.00		\$47,175.00	\$47,175.00	\$1,749,027.50
5/1/2055	\$1,700,000.00	\$1,700,000.00	\$47,175.00	\$1,747,175.00	\$1,747,175.00
	<b>\$26,030,000.00</b>		<b>\$27,594,456.81</b>	<b>\$53,624,456.81</b>	<b>\$53,624,456.81</b>

**Budget Narrative**  
Fiscal Year 2027

**REVENUES**

**Interest-Investments**

The District earns interest on its operating accounts.

**Operations & Maintenance Assessments – On Roll**

The District will levy a Non-Ad Valorem assessment on all the assessable property within the District to pay for the operating expenditures during the Fiscal Year. The collection will be provided by the Tax Collector pursuant to Section 197.3632, Florida Statutes, which is the Uniform Collection Methodology.

**Developer Contributions**

The district will direct bill and collect non-ad valorem assessments on assessable property in order to pay for the debt service expenditures during the fiscal year.

**Other Miscellaneous Revenues**

Additional revenue sources not otherwise specified by other categories.

**Special Assessments-Discounts**

Per Section 197.162, Florida Statutes, discounts are allowed for early payment of assessments only when collected by the Tax Collector. The budgeted amount for the fiscal year is calculated at 4% of the anticipated Non-Ad Valorem assessments.

**EXPENDITURES**


**Debt Service**

**Principal Debt Retirement**

The district pays regular principal payments to annually to pay down/retire the debt.

**Interest Expense**

The District Pays interest Expenses on the debt twice a year.



**V-Dana**

Community Development District

**Supporting Budget Schedule**

FY 2027



Lot Size	EAU Value	Unit Count	2026 FISCAL YEAR				2027 FISCAL YEAR									
			Debt Service Per Unit	O&M Per Unit	Discounts & Collections Costs	FY 2026 Total Assessment	----- Before Paydown -----					----- After Paydown -----				
							Debt Service Per Unit	O&M Per Unit	Discounts & Collections Costs	FY 2027 Total Assessment	Total Increase/ (Decrease) in Annual Assmt	Debt Service Per Unit	O&M Per Unit	Discounts & Collections Costs	FY 2026 Total Assessment	Total Increase/ (Decrease) in Annual Assmt
<b>SERIES 2020</b>																
Single Family 42'	1.00	76	\$1,260.00	\$70.00	\$84.90	\$1,414.90	\$1,260.00	\$70.00	\$84.90	\$1,414.90	\$0.00	\$1,260.00	\$70.00	\$84.90	\$1,414.90	\$0.00
Single Family 52'	1.19	254	\$1,500.00	\$70.00	\$100.22	\$1,670.22	\$1,500.00	\$70.00	\$100.22	\$1,670.22	\$0.00	\$1,500.00	\$70.00	\$100.22	\$1,670.22	\$0.00
Single Family 62'	1.39	157	\$1,750.00	\$70.00	\$116.18	\$1,936.18	\$1,750.00	\$70.00	\$116.18	\$1,936.18	\$0.00	\$1,750.00	\$70.00	\$116.18	\$1,936.18	\$0.00
Single Family 66'	1.47	78	\$1,850.00	\$70.00	\$122.56	\$2,042.56	\$1,850.00	\$70.00	\$122.56	\$2,042.56	\$0.00	\$1,850.00	\$70.00	\$122.56	\$2,042.56	\$0.00
Single Family 72'	1.48	34	\$1,865.00	\$70.00	\$123.52	\$2,058.52	\$1,865.00	\$70.00	\$123.52	\$2,058.52	\$0.00	\$1,865.00	\$70.00	\$123.52	\$2,058.52	\$0.00
Single Family 75'	1.49	1	\$1,875.00	\$70.00	\$124.16	\$2,069.16	\$1,875.00	\$70.00	\$124.16	\$2,069.16	\$0.00	\$1,875.00	\$70.00	\$124.16	\$2,069.16	\$0.00
Subtotal		600														
<b>SERIES 2021</b>																
Single Family 42'	1.00	52	\$1,260.00	\$70.00	\$84.90	\$1,414.90	\$1,260.00	\$70.00	\$84.90	\$1,414.90	\$0.00	\$1,260.00	\$70.00	\$84.90	\$1,414.90	\$0.00
Single Family 52'	1.19	284	\$1,500.00	\$70.00	\$100.22	\$1,670.22	\$1,500.00	\$70.00	\$100.22	\$1,670.22	\$0.00	\$1,500.00	\$70.00	\$100.22	\$1,670.22	\$0.00
Single Family 62'	1.39	97	\$1,750.00	\$70.00	\$116.18	\$1,936.18	\$1,750.00	\$70.00	\$116.18	\$1,936.18	\$0.00	\$1,750.00	\$70.00	\$116.18	\$1,936.18	\$0.00
Single Family 66'	1.47	114	\$1,850.00	\$70.00	\$122.56	\$2,042.56	\$1,850.00	\$70.00	\$122.56	\$2,042.56	\$0.00	\$1,850.00	\$70.00	\$122.56	\$2,042.56	\$0.00
Single Family 72'	1.48	34	\$1,865.00	\$70.00	\$123.52	\$2,058.52	\$1,865.00	\$70.00	\$123.52	\$2,058.52	\$0.00	\$1,865.00	\$70.00	\$123.52	\$2,058.52	\$0.00
Single Family 75'	1.49	0	\$1,875.00	\$70.00	\$124.16	\$2,069.16	\$1,875.00	\$70.00	\$124.16	\$2,069.16	\$0.00	\$1,875.00	\$70.00	\$124.16	\$2,069.16	\$0.00
Subtotal		581														
<b>SERIES 2023</b>																
Single Family 36'	0.86	130	\$1,170.00	\$70.00	\$79.15	\$1,319.15	\$1,685.26	\$70.00	\$112.04	\$1,867.30	\$548.15	\$1,170.00	\$70.00	\$79.15	\$1,319.15	\$0.00
Single Family 42'	1.00	39	\$1,365.00	\$70.00	\$91.60	\$1,526.60	\$1,951.63	\$70.00	\$129.04	\$2,150.67	\$624.07	\$1,365.00	\$70.00	\$91.60	\$1,526.60	\$0.00
Single Family 52'	1.19	183	\$1,690.00	\$70.00	\$112.34	\$1,872.34	\$2,416.30	\$70.00	\$158.70	\$2,645.00	\$772.66	\$1,690.00	\$70.00	\$112.34	\$1,872.34	\$0.00
Single Family 62'	1.39	96	\$2,015.00	\$70.00	\$133.09	\$2,218.09	\$2,880.98	\$70.00	\$188.36	\$3,139.34	\$921.26	\$2,015.00	\$70.00	\$133.09	\$2,218.09	\$0.00
Single Family 66'	1.47	98	\$2,145.00	\$70.00	\$141.38	\$2,356.38	\$3,066.85	\$70.00	\$200.22	\$3,337.07	\$980.69	\$2,145.00	\$70.00	\$141.38	\$2,356.38	\$0.00
Subtotal		546														
<b>SERIES 2025</b>																
Single Family 42'	1.00	77	\$1,365.00	\$70.00	\$91.60	\$1,526.60	\$1,937.00	\$70.00	\$128.11	\$2,135.11	\$608.51	\$1,365.00	\$70.00	\$91.60	\$1,526.60	\$0.00
Single Family 52'	1.19	263	\$1,690.00	\$70.00	\$112.34	\$1,872.34	\$2,398.00	\$70.00	\$157.53	\$2,625.53	\$753.19	\$1,690.00	\$70.00	\$112.34	\$1,872.34	\$0.00
Single Family 62'	1.39	149	\$2,015.00	\$70.00	\$133.09	\$2,218.09	\$2,860.00	\$70.00	\$187.02	\$3,117.02	\$898.94	\$2,015.00	\$70.00	\$133.09	\$2,218.09	\$0.00
Single Family 66'	1.47	184	\$2,145.00	\$70.00	\$141.38	\$2,356.38	\$3,044.00	\$70.00	\$198.77	\$3,312.77	\$956.38	\$2,145.00	\$70.00	\$141.38	\$2,356.38	\$0.00
Subtotal		673														
TOTAL		2,400														